


When **pressure** is the issue...



WHEN PRESSURE IS AN ISSUE

A pressure ulcer/injury is a localized injury to the skin, and/or underlying tissue usually over a bony prominence, as a result of pressure or pressure in combination with shearing and friction forces, or blunt trauma.¹

In the United States:



SHEAR FORCE:

OCCURS WHEN A PATIENT MOVES AGAINST A CONTACT SURFACE. THIS CAN DEFORM DEEPER TISSUES AND MAY COMPRESS BLOOD VESSELS.

That's why

Recommendations¹ to help reduce the risk of a patient acquiring a pressure ulcer include:

- Skin and tissue assessment
- Skin care
- Repositioning of the patient
- Appropriate support surface for the individual

But, in recent years, there has been an increased interest and evidence generated for the use of wound dressings as an addition to the standard protocols.

A recent reference guide¹ reviews the supporting evidence for treatment and prevention of pressure ulceration. One of the guidance points is stated:

FRICION:

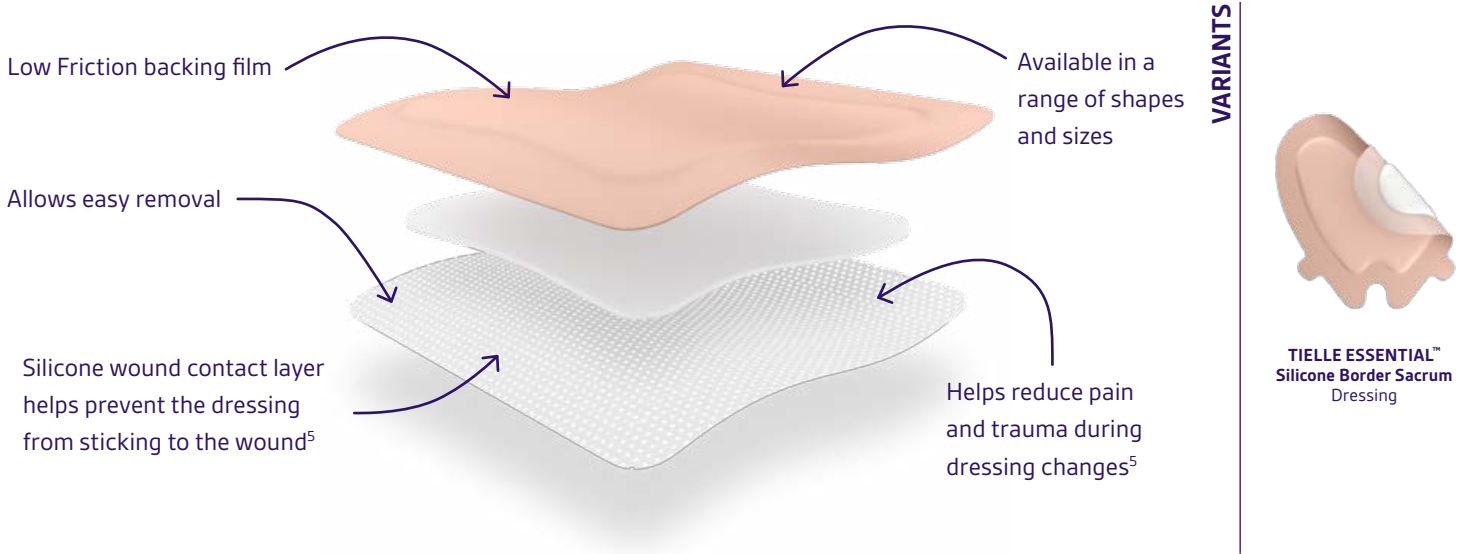
IF FRICTION BETWEEN THE SKIN AND SUPPORT SURFACE IS REDUCED, THE AMOUNT OF SHEAR IS ALSO REDUCED.

Consider applying a polyurethane foam dressing to bony prominences (e.g., heels, sacrum) for the prevention of pressure ulcers in anatomical areas frequently subjected to friction and shear.

(Strength of Evidence = B;
Strength of Recommendation = C)*



TIELLE ESSENTIAL™ Silicone Border Dressing

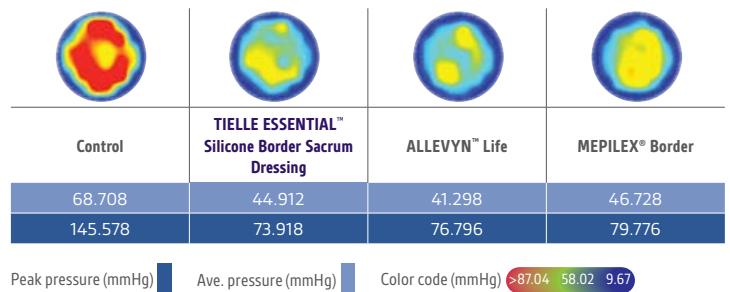


In vitro data:

Pressure

Tests using a pressure mapping system showed the peak pressure readings and pressure distribution for TIELLE ESSENTIAL™ Silicone Adhesive Foam Dressings' were better than or comparable to the two comparator dressings tested.^{6,7}

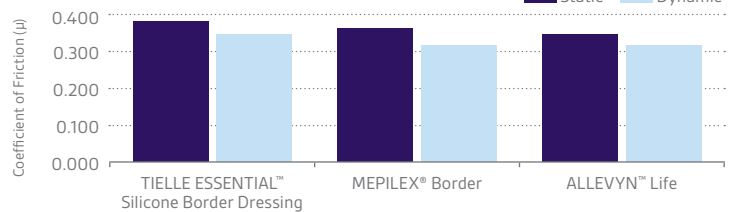
Pressure mapping *in vitro*⁷



Friction

Testing shows that the coefficient of friction of TIELLE ESSENTIAL™ Silicone Adhesive Foam dressings is similar to that of the comparator dressings tested.⁶

Coefficient of Friction *in vitro*⁶

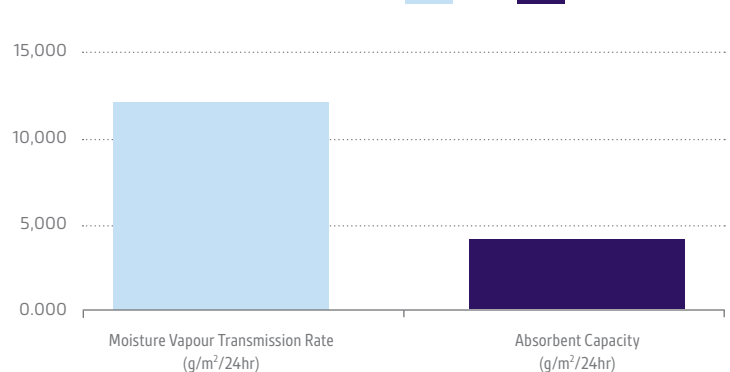


Moisture Vapor Transmission

High absorbancy or high moisture vapor transmission rates (MVTR) are preferable properties of a dressing to prevent detrimental accumulations of moisture on the skin surface.⁵

TIELLE ESSENTIAL™ Silicone Adhesive Foam Dressings manage fluid through a combination of absorbency and MVTR to help manage moisture away from the skin.⁶

Microclimate/Total Fluid Handling *in vitro*⁶



A healthy human volunteer study; wear time comparison⁶

Whilst being easy to remove, a healthy human study showed that TIELLE ESSENTIAL™ Silicone Border Dressing stayed in place longer than leading silicone dressings.⁶ This can further help reduce issues of pain and trauma through fewer dressing changes, and may help reduce nursing time and associated costs.



TIELLE ESSENTIAL™
Silicone Border
Dressing



Allevyn® Gentle Border



Mepilex® Border

TIELLE ESSENTIAL™ Silicone Foam Dressings

Item Code	Size	Eaches/Carton/Case**	HCPCS	Cut-able
TIELLE ESSENTIAL™ Silicone Border Dressing				
TLESB0707U	7.5cm x 7.5cm / 3" x 3"	10 per CT / 10 CT per CS	A6212	-
TLESB1010U	10cm x 10cm / 4" x 4"	10 per CT / 10 CT per CS	A6212	-
TLESB1212U	12.5cm x 12.5cm / 5" x 5"	10 per CT / 10 CT per CS	A6212	-
TLESB1515U	15cm x 15cm / 5 7/8" x 5 7/8"	10 per CT / 10 CT per CS	A6213	-
TLESB1020U	10cm x 20cm / 4" x 7 7/8"	10 per CT / 10 CT per CS	A6213	-
TLESB2020U	20cm x 20cm / 7 7/8" x 7 7/8"	10 per CT / 10 CT per CS	A6213	-
TIELLE ESSENTIAL™ Silicone Border Sacrum Dressing				
TLESB1818U	18.5cm x 18cm / 7 1/2" x 7"	10 per CT / 10 CT per CS	A6213	-
TIELLE ESSENTIAL™ Silicone Dressing				
TLES1010U	10cm x 10cm / 4" x 4"	10 per CT / 10 CT per CS	A6209	✂
TLES1515U	15cm x 15cm / 5 7/8" x 5 7/8"	10 per CT / 10 CT per CS	A6210	✂
TLES1020U	10cm x 20cm / 4" x 7 7/8"	10 per CT / 10 CT per CS	A6210	✂
TLES2020U	20cm x 20cm / 7 7/8" x 7 7/8"	10 per CT / 10 CT per CS	A6211	✂

****NOTE: THE SELL-ABLE UNIT OF MEASURE FOR THE TIELLE ESSENTIAL™ FOAM DRESSING IS IN CASES ONLY.**

To learn more about TIELLE ESSENTIAL™ Foam Dressings please contact your Acelyty representative, call **800-275-4525** or visit **acelyty.com**

*The decision to adopt any particular recommendation must be made by the health professional with consideration to available resources and circumstances of the individual patient. Nothing contained in this guideline is to be considered medical advice for specific cases.

References: 1. National Pressure Ulcer Advisory panel, European Pressure Ulcer Advisory Panel and Pan Pacific Pressure Injury Alliance. Prevention and Treatment of Pressure Ulcers: Quick reference Guide. Emily Haesler (Ed.) Cambridge Media: Osborne park, Western Australia; 2014. 2. Sen et al. Human skin wounds: A major and snowballing threat to public health and the economy. *Wound repair regen.* 2009 Nov-Dec; 17(6):763-771. 3. Reddy M, Gill SS Rochen PA. Preventing pressure ulcers; a systematic review. *Jama.* 2006; 296: 974-984. (Pub Med). 4. Kuhn BA, Coulter SJ. Balancing the pressure ulcer cost and quality equation. *Nurs Econ.* 1992;10:353-9. (Pub Med). 5. World Union of Wound Healing Societies (WUWHS) Consensus Document. Role of dressings in pressure ulcer prevention. *Wounds International*, 2016. 6. Lane et al. *In vitro* evaluations of a new silicone adhesive foam dressing* in applications where shear force and pressure are present. Paper presented SAWC, San Diego, USA, April 2017. 7. Data on File Pressure mapping of TIELLE ESSENTIAL™ Silicone Border Sacrum and Competitors.

NOTE: Specific indications, contraindications, warnings, precautions and safety information may exist for Systagenix and KCI (Acelyty companies) products. Please consult a healthcare provider and product instructions for use prior to application. Rx only.

Copyright 2017 KCI Licensing, Inc. All rights reserved. MEPILEX is a trademark of Mölnlycke Health Care AB. Allevyn Life is a trademark of Smith & Nephew. Unless otherwise designated, all trademarks are proprietary to KCI Licensing, Inc., its affiliates and/or licensors. LIT#29-A-348 • PRA001667-R0-US, EN (11/17)



Acelyty™