


**SILVERCEL™** **NON-ADHERENT**  
ANTIMICROBIAL ALGinate DRESSING WITH **EASYLIFT™**  
PRECISION FILM TECHNOLOGY


Designed  
**not to stick**



**EASYLIFT™**  
PRECISION FILM

## WHAT IS IT?

SILVERCEL™ NON-ADHERENT Dressing is a non-woven pad composed of alginate, carboxymethylcellulose (CMC) and silver coated nylon fibers, with a non-adherent wound contact layer.



Laminated non-adherent wound contact layer

### Non-woven pad composed of:

- Alginate
- CMC
- Silver coated nylon fibers

## HOW DOES IT WORK?

### Non-adherence

EASYLIFT™ Precision Film Technology is designed to allow for:

- Easy and pain free removal<sup>1</sup>
- Intact removal, minimizing the risk of dressing adherence to the wound bed and fibers shedding<sup>1,2</sup>
- Effective protection of the newly formed tissue<sup>3</sup>
- Exudate absorption while ensuring non-adherence to the wound<sup>3</sup>



**75%**  
**less adherent**  
than AQUACEL® Ag<sup>1</sup>

**40.3%**

Over 40% of patients consider pain at dressing change to be the worst part of living with a wound<sup>4</sup>

### Why is a non-adherent dressing important?



Adherence of the dressing to the wound has been identified as the most important factor contributing to pain at dressing change.<sup>5</sup>

In addition to pain, dressing adherence may cause damage to the wound bed and have a detrimental effect on the healing process<sup>3</sup>

## Antimicrobial action

- Provides a sustained release of silver ions *in vitro* for up to 7 days<sup>5</sup>
- Is effective against a broad spectrum of wound pathogens, reducing wound malodor<sup>3</sup>
- Facilitates effective antimicrobial barrier protection for up to the entire wear time, depending on exudate levels<sup>3</sup>



**Effective protection**  
against wound  
pathogens<sup>3</sup>

## Absorbency

- Is able to deal with moderate to heavily exuding wounds<sup>7</sup>
- Allows for effective exudate management<sup>8</sup>
- Helps maintain a moist wound environment beneficial to wound healing<sup>8</sup>



**29%**  
**more absorbent**  
*in vitro* than  
AQUACEL® Ag<sup>6</sup>

### Case study

Venous leg ulcers in a 90 year old patient treated with SILVERCEL™ NON-ADHERENT Dressing and compression bandaging for 4 weeks.<sup>7</sup>

#### Baseline



- Heavily colonized wound
- Localized erythema
- Pain
- Exudate

#### After 4 weeks



- Reduced exudate levels, erythema distribution and ulcer size
- No pain at dressing change
- No signs of infection

## WHEN TO USE IT

SILVERCEL™ NON-ADHERENT Dressing is intended for use in the management of all moderate to heavily exuding partial and full-thickness, chronic and acute wounds including:

- Pressure ulcers
- Venous ulcers
- Diabetic ulcers
- Donor sites
- Traumatic and surgical wounds

Please refer to the full instructions for use in the packaging insert.



SILVERCEL™ NON-ADHERENT Dressings can be covered and secured with a non-occlusive secondary dressing. Acelyty offers a range of non-occlusive secondary dressings, such as TIELLE™ Dressing Family.




SILVERCEL™ NON-ADHERENT Dressings may also be effective in the treatment of burns without causing problems such as drying out and adherence<sup>9</sup>.

# USER GUIDE

## Before application

Refer to the instructions for use. Select a size of SILVERCEL™ NON-ADHERENT Dressing that is slightly larger than the wound. Debride when necessary and irrigate the wound site in accordance with appropriate wound management protocol. Remove any excess solution from surrounding skin.

### Dressing preparation



1. Cut (using clean scissors) **SILVERCEL™ NON-ADHERENT Dressing** or fold the dressing to fit the wound.
2. Ensure **SILVERCEL™ NON-ADHERENT Dressing** does not overlap the wound margins.

### Dressing application



1. Gently apply **SILVERCEL™ NON-ADHERENT Dressing** to the wound.
2. Loosely pack deep wounds. As wound conditions improve and exudate levels decrease, moisten the dressing with normal saline solution prior to application.

### Secondary dressing application



Cover **SILVERCEL™ NON-ADHERENT Dressing** with a secondary dressing such as **TIELLE™ Dressing Family**. Choose the secondary dressing based on the level of exudate.

Apply any secondary cover or retention/compression bandage.

### Dressing change and removal



Gently remove the dressing from the wound bed and discard. If the wound appears dry, saturate the dressing with sterile saline solution prior to removal.

Dressing change frequency will depend on wound condition and the level of exudate. Reapply **SILVERCEL™ NON-ADHERENT Dressing** when the secondary dressing has reached its absorbent capacity or according to good wound care practice.



Item code	Size	Each carton/box	HCPCS code
900112	1" x 12"	5 ea/ct – 5 ct/box	A6199
900202	2" x 2"	10 ea/ct – 5 ct/box	A6196
900404	4 1/4" x 4 1/4"	10 ea/ct – 5 ct/box	A6197
900408	4" x 8"	5 ea/ct – 5 ct/box	A6197

To learn more about the benefits of SILVERCEL™ NON-ADHERENT Dressing, call **800-275-4524** or visit **acelity.com**

#### References

1. Clark, R. et al. Simulated in use tests to evaluate a Non-Adherent Antimicrobial silver alginate dressing. Poster, CAWC 2009 (in vitro) – data on file. 2. Snyder, R. et al. Snyder poster. Non-Adherent Properties of a New Antimicrobial Dressing Demonstrated by Clinical Evaluations – data on file. 3. Clark, R. and Bradbury, S. SILVERCEL™ NON ADHERENT Made Easy. Wounds International Vol. 1(5) 2010. 4. Price, P. et al. Dressing-related pain in patients with chronic wounds: an international patient perspective. IWJ 2008, Vol. 5(2): 159–171. 5. Moffatt, C.J. et al. Understanding wound pain and trauma: an international perspective. In: European Wound Management Association (EWMA). Position Document: Pain at Wound Dressing Changes. 2002. 6. Clark, R. et al. The Evaluation of Absorbent Silver containing dressings In Vitro. Poster, Wounds UK 2009 – data on file. 7. International case series: Using SILVERCEL Non-Adherent: Case Studies. London: Wounds International, 2012. 8. Gray, D. SILVERCEL™ Non Adherent dressing: taking the pain out of antimicrobial use. Wounds UK 2009, Vol 5(4). 9. Edwards, J. Use of SILVERCEL™ Non-Adherent dressings on burn wounds: a case series. Wounds UK 2013, Vol 9(3): 85-88

**NOTE: Specific indications, contraindications, warnings, precautions and safety information exist for Systagenix products. Please consult a healthcare provider and product instructions for use prior to application. Rx only.**

Copyright 2016, 2017 Systagenix Wound Management, Limited. All rights reserved. AQUACEL(TM) Ag is a trademark of ConvaTec, Inc. All other trademarks designated herein are proprietary to Systagenix Wound Management, Limited, its affiliates and/or licensors. PRA000605-R0-US, EN • LIT#29-A-322 (04/17)