

PROMOGRAN
PRISMA[™]
MATRIX

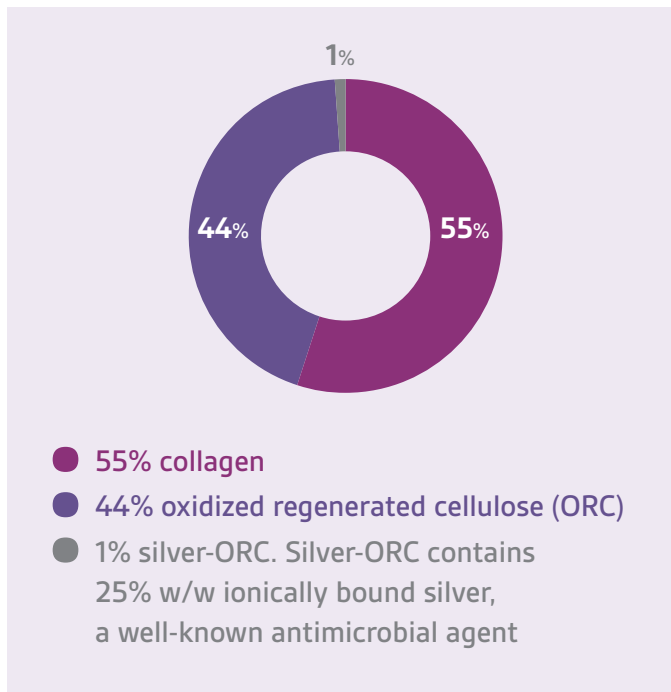
A clinically proven combination



Collagen ORC Silver

WHAT IS IT?

PROMOGRAN PRISMA™ Matrix is comprised of a sterile, freeze dried composite of:



HOW DOES IT WORK?

In the presence of exudate, PROMOGRAN PRISMA™ Matrix transforms into a soft, conformable, biodegradable gel, and thus allows contact with all areas of the wound.

PROMOGRAN PRISMA™ Matrix maintains a physiologically moist microenvironment at the wound surface. This environment is conducive to granulation tissue formation, epithelialization and optimal wound healing.

What is the role of silver in PROMOGRAN PRISMA™ Matrix?



PROMOGRAN PRISMA™ Matrix contains ionically bound silver, a well-known antimicrobial agent. The dressing provides an effective antimicrobial barrier as demonstrated by the *in vitro* reduction of bacterial growth with common wound pathogens such as, *Pseudomonas aeruginosa*, *Staphylococcus aureus*, *Escherichia coli* and *Streptococcus pyogenes*.

Clinically proven

The efficacy of PROMOGRAN PRISMA™ Matrix is supported by a body of clinical evidence, including one published RCT¹.



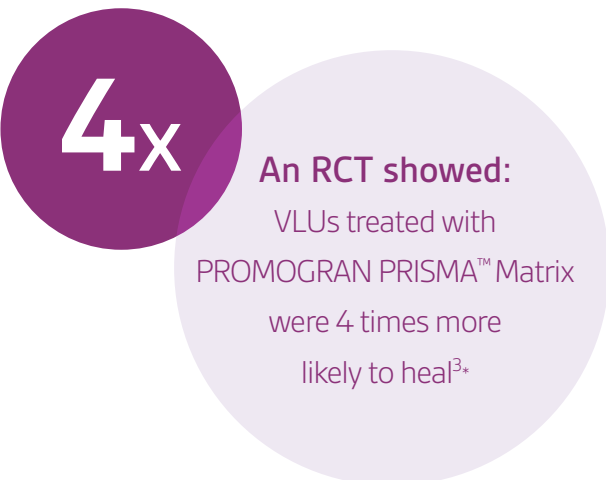
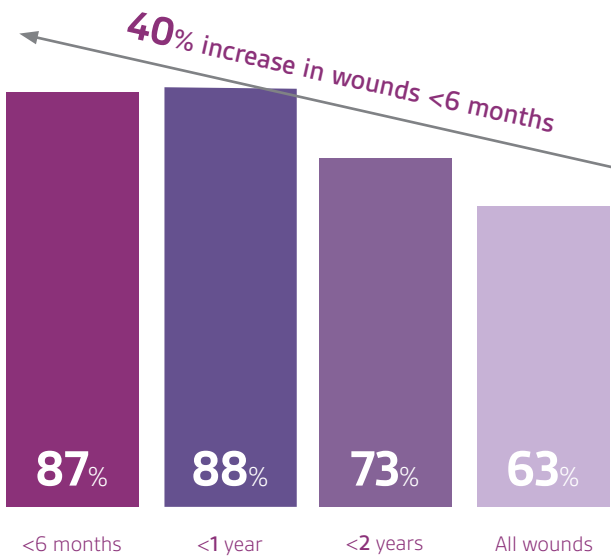
Clinical evidence

VLUs

Using PROMOGRAN PRISMA™ Matrix early in wound management may lead to improved success rates.

In a prospective randomised multi-center study in VLUs (n= 64), patients received either PROMOGRAN™ or PROMOGRAN PRISMA™ Matrix for 12 weeks, with wound measurements taken every 2 weeks. Improvement was determined as a 50% reduction (or greater) in wound area by 12 weeks. Of the wounds that improved or healed in the 12-week period (63%) the response was greater in wounds of less than 6 months duration (87%). Multivariate analysis found that ulcer duration was predictive of healing response ($p=0.0004$)².

% of wounds healed or improved by week 12 ($p=0.005$)



* Results may vary

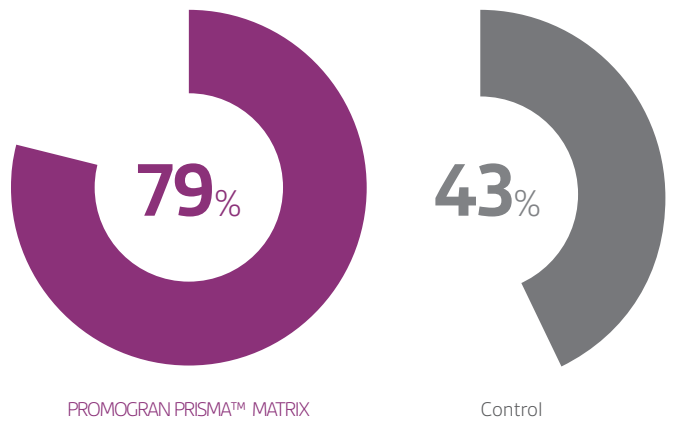
DFUs

An RCT on DFUs showed that patients receiving PROMOGRAN PRISMA™ Matrix had a significantly higher response rate compared to standard of care¹.

In a 14-week RCT comparing PROMOGRAN PRISMA™ Matrix (n=25) with Control (best standard of care, n=15), significantly more wounds (DFUs) responded (achieved a greater than 50% reduction in wound area as measured by the Margolis Index) vs Control at week 4 (79% vs 43%, $p=0.035$). Also, the number of wounds withdrawn from the study due to infection was significantly greater in the Control group (0% vs 31%, $p=0.012$). At week 14 the number of wounds completely healed was 52% vs 31%.

Response rate in DFUs

>50% reduction in wound size by week 4 ($p=0.035$)



Withdrawal rate due to infection ($p=0.012$)



WHEN TO USE IT

PROMOGRAN PRISMA™ Matrix is intended for the management of exuding wounds.

Under the supervision of a healthcare professional, PROMOGRAN PRISMA™ Matrix may be used for the management of:

- Diabetic ulcers
- Venous ulcers
- Pressure ulcers
- Ulcers caused by mixed vascular etiologies
- Full-thickness and partial thickness wounds
- Donor sites and other bleeding surface wounds
- Abrasions
- Traumatic wounds healing by secondary intention
- Dehisced surgical wounds

Please refer to the full instructions for use in the packaging insert.



PROMOGRAN PRISMA™ Matrix may be used under compression therapy with healthcare professional supervision.



PROMOGRAN PRISMA™ Matrix can be cut with sterile scissors to fit the wound shape, or it can be pre-moistened to form a gel and molded to fit the wound.



It is not necessary to remove any residual PROMOGRAN PRISMA™ Matrix during dressing changes.



PROMOGRAN PRISMA™ Matrix

HCPCS code	SKU	Size	Eaches/UOM	UOM packaged
A6021	MA028	4.34 sq. in Hexagon	40	10 eaches/CT 4 CT/BX
A6022	MA123	19.1 sq. in Hexagon	40	10 eaches/CT 4 CT/BX

To learn more about the benefits of PROMOGRAN PRISMA™ Matrix, call **800-275-4524** or visit **acelity.com**

References

1. Gottrup, F. et al. Randomized controlled trial on collagen/oxidized regenerated cellulose/silver treatment. Wound Rep Reg 2013, 21:1-10
2. Cullen B. et al. Early Adoption of Collagen/ORC Therapies Improves Clinical Outcome. Poster, Wounds UK 2011
3. Lanzara, S. and Zamboni, P A pilot randomised trial to determine the effects of a new active dressing on wound healing of venous leg ulcers. Presentation, EWMA 2008.

©2016 KCI Licensing, Inc. All rights reserved. All trademarks designated herein are proprietary to KCI Licensing, Inc. and Systagenix Wound Management IP Co B.V., their respective affiliates and/or licensors.
5606/SYS/US/0616/PRBC1950 • PRISMA SS (Rev.6/16)