



PleurX drainage system

Associated risks

Chest: Potential complications of draining the pleural space include, but may not be limited to, pneumothorax, reexpansion pulmonary edema, hypotension, circulatory collapse and infection. Do not drain more than 1,000 mL of fluid from your chest at any one time.

Abdomen: Potential complications of draining fluid from the abdomen include, but may not be limited to, hypotension, circulatory collapse, electrolyte imbalance, protein depletion, ascites leakage, peritonitis, wound infection and loculations of the peritoneal space. Do not drain more than 2,000 mL of fluid from your abdomen at any one time.

The PleurX system helps you spend less time in a hospital room and more time in your living room.

It's possible with PleurX.

Visit bd.com/PleurXpatient to learn more.

BD, Vernon Hills, IL, 60061, U.S.

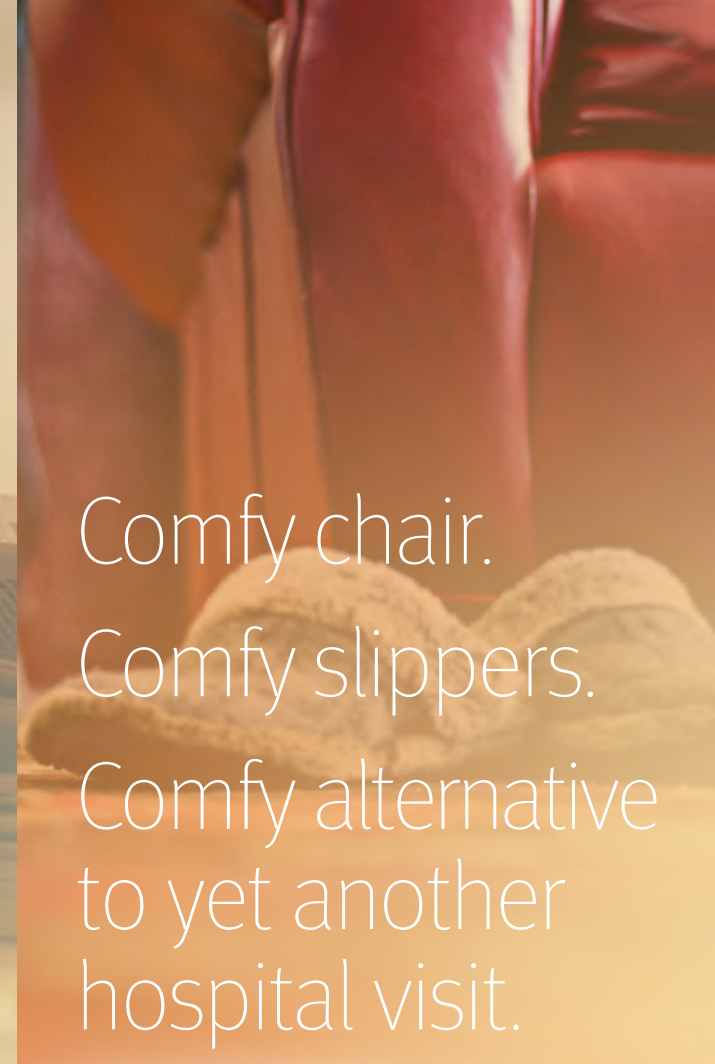
bd.com

© 2017 BD. BD, the BD Logo and PleurX are trademarks of Becton, Dickinson and Company. IS7430 (0217/20,000)



Less time
in the waiting
room means
more time in
the living room.

It's possible
with PleurX™



Comfy chair.
Comfy slippers.
Comfy alternative
to yet another
hospital visit.

It's possible
with PleurX.



What is the PleurX™ system?

The PleurX drainage system lets you drain fluid at home and on your own schedule—so you can manage fluid buildup before it becomes uncomfortable. The PleurX system can help you avoid repeat visits to the doctor or hospital for drainage.

Doctors recommend the PleurX drainage system for:

Pleural effusions—fluid buildup around your lungs, which causes breathing difficulty.

Malignant ascites—fluid buildup in your abdomen, which causes abdominal pressure and discomfort.

Ask your doctor if the PleurX drainage system is right for you.

PleurX supplies are easy to order and ship directly to your home or care facility. Many insurance companies cover PleurX supplies. The PleurX drainage system is a safe, proven option that has provided relief to more than 300,000 patients since 1997.

Visit bd.com/PleurXpatient for resources such as instructional videos.

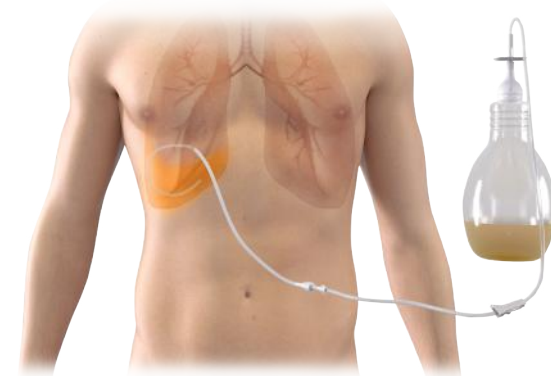


How does the PleurX system work?

The PleurX drainage system includes a drainage catheter and active vacuum bottles that collect fluid. The drainage catheter is inserted, typically as a simple outpatient procedure, in your chest for pleural effusions or your abdomen for malignant ascites.

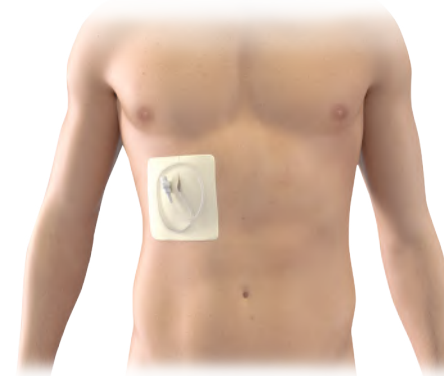
When you need to drain fluid, connect the end of the drainage catheter to the drainage line on the collection bottle. Drainage usually takes 5 to 15 minutes. See the back of this brochure for risks associated with using the PleurX drainage system.

Chest



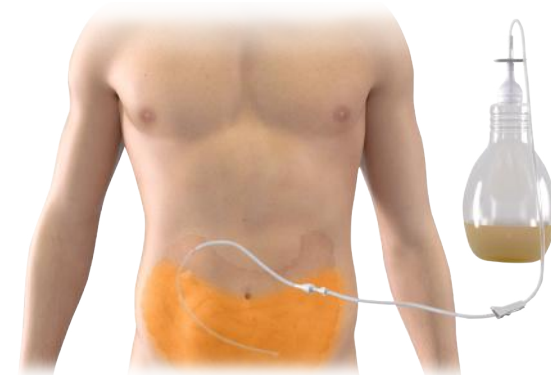
The PleurX catheter is inserted in the chest for draining pleural effusions.

The PleurX system stays in place.



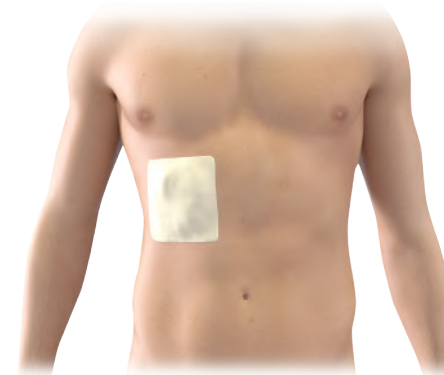
The end of the catheter stays outside of your body, covered by a thin protective dressing while not in use.

Abdomen



The PleurX catheter is inserted in the abdomen for draining malignant ascites.

The PleurX system is discreet.



The protective dressing is virtually undetectable under clothing.

What are patients and caregivers saying about the PleurX system?

“It’s easy. You could look like a champion. It’s very, very simple.”

E.K., PleurX patient, McHenry, IL

“It was a very simple process. The hospital staff showed it to me one time, and I knew how to do it.”

B.C., PleurX caregiver, Louisville, KY

Visit bd.com/PleurXpatient to hear PleurX patients and their caregivers tell their stories.