
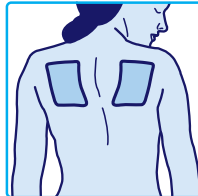
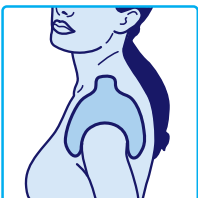
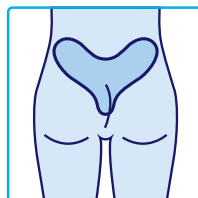
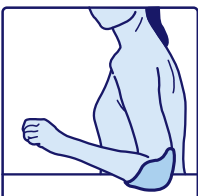
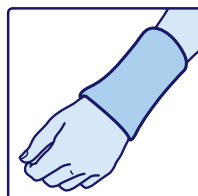

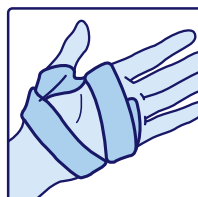

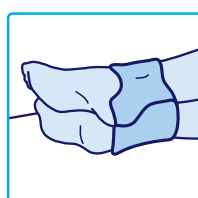

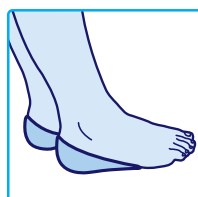


KerraPro™

Pressure Reducing Pads

KerraPro™ helps protect at-risk patients from pressure damage to their skin

		1 Strip provides protection when using face masks or other healthcare equipment		2 Sheet cushions the head or shoulder blades and can be used flat or folded
Torso		3 Sacrum relieves pressure on the shoulder and other bony prominences		4 Sacrum is perfectly shaped to reduce pressure in the sacral area
		5 Heel can be used in different locations, including on the elbows and knees		6 Sheet can be cut to size and provides protection to wrists and hands
Arms		7 Versatile and flexible, wrap Strip around the wrist		8 Cut Strip to size to protect at-risk areas, including fingers, toes, hands, feet and ankles
		9 Sheet reduces pressure between knees or ankles		10 Sacrum can also reduce pressure on the ankles
Legs		11 Heel can protect the back of the heel on patients lying down		12 Heel can also protect underneath the foot on patients sitting up or walking

The KerraPro range

KerraPro Pressure Reducing Pads must only be used on healthy, intact or recently healed skin.



Sheet
4x4in
0.1 or 0.5in thick



Heel



Sacrum/Ankle



Strip
20x1in or 12x2in
0.1in thick

The superpowers of silicone

Silicone is incredibly durable and is odorless, making it the ideal material.

Care and cleaning instructions

- Simply wash with soap and water
- Pad must be completely dry before re-application
- KerraPro can be placed in an autoclave, if this level of infection control is required
- Can be easily cut to required size or shape