



SACRAL

HEEL

ANYWHERE

All foams soak it up,
KerraFoam® *locks it up*

ORDER INFORMATION

KERRAFOAM GENTLE BORDER			
Product Code	Size (pad size)	Dressings per box	HCPCS
CWL1010	3 x 3 in (2 x 2 in)	10	A6212
CWL1011	4 x 4 in (3 x 3 in)	10	A6212
CWL1013	5 x 5 in (4 x 4 in)	10	A6212
CWL1132	6 x 6 in (5 x 5 in)	10	A6213
CWL1135	7 x 8 in Oval (6 x 7 in)	10	A6213
CWL1012	4 x 8 in (3 x 7 in)	10	A6212
CWL1023	6.7 x 6.9 in Small Sacrum	5	A6212
CWL1040	9 x 10 in Large Sacrum	5	A6213
CWL1024	9.8 x 9 in Heel	5	A6213
CWL1133	4 x 10 in (3 x 9 in)	10	A6213
CWL1134	4 x 12 in (3 x 11 in)	5	A6213

To place an order please contact your medical supply distributor
or call 855-522-2211



Crawford Healthcare Inc. | 2005 South Easton Rd. | Suite 203 | Doylestown, PA 18901
Tel 855-522-2211 | Email us.info@crawfordhealthcare.com
www.crawfordhealthcare.us

KerraFoam® is a registered trademark of Crawford Woundcare Ltd | All other trademarks are property of their respective owners. © Crawford Healthcare Ltd, 2017

1. CHC R160. A fluid retention assessment of KerraFoam Gentle Border and competitor products. Data on File 2014. Crawford Healthcare Ltd. 2. Cooper R. An investigation into the ability of KerraFoam to bind bacteria. Cardiff Metropolitan University, Sept 2013. 3. Evaluation of matrix metalloproteinases by wound care products. Liverpool University. Data on file. 4. CHC-R436. Crawford Ltd. April 2016. 5. CHCR272 Assessment of the dissipation of shear forces by a foam wound dressing. Crawford Ltd. May 2015. 6. Wound Dressing Testing - EN 13726-3 Waterproofness. Crawford Healthcare Ltd. September 2013. 7. Bacterial Barrier Testing. Crawford Healthcare Ltd. August 2013. 8. CHC R186. A product comparison portfolio for KerraFoam Gentle Border. Crawford Healthcare Ltd. May 2015. 9. CHC R421 A healthy volunteer assessment of KerraFoam Gentle Border. Crawford Healthcare Ltd. March 2016. 10. CHC-R250. *In-vitro* assessment of wound dressing bacterial sequestration. Data on File. Crawford Healthcare Ltd. 11. BOLTON, L. 2007. Operational definition of moist wound healing. *Journal of Wound Ostomy and Continence Nursing*, 34, 23-29. Data from Crawford Healthcare Reports CHC-R429.



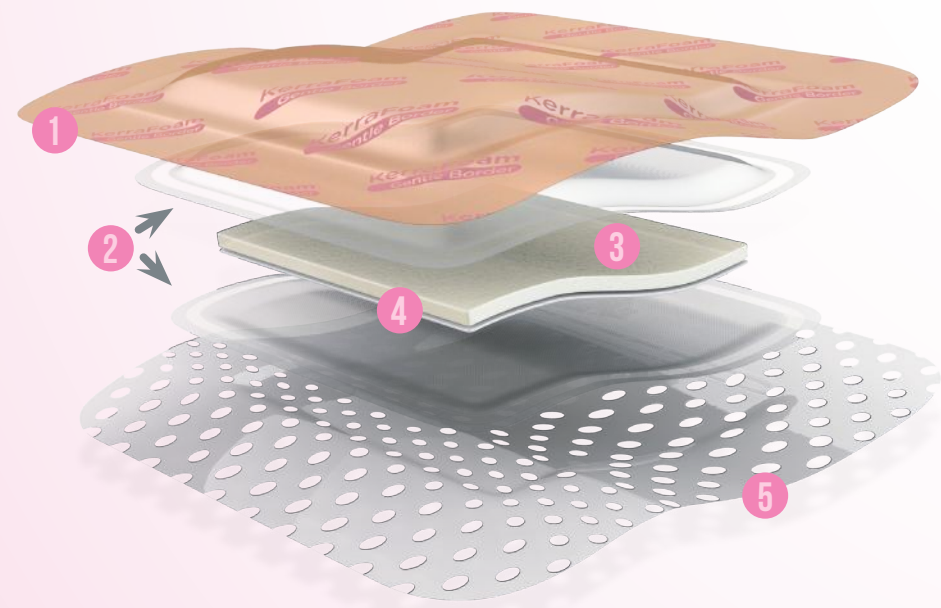
KerraFoam®
Gentle Border

KerraFoam® Gentle Border



The super smart foam dressing

While traditional foam dressings provide comfort and convenience, KerraFoam® Gentle Border goes one step further - with a smart absorbent core to **manage exudate far better** than leading competitors¹. And by ensuring optimal moisture balance, not only does the dressing lock away exudate¹, bacteria² and MMPs³, but it was also designed with the ideal Moisture Vapor Transmission Rate (MVTR) to ensure **optimal moisture balance**.⁴



1 SLIDES AND PROTECTS The smooth outer film layer helps to reduce shear and friction⁵, create a water-resistant⁶ bacterial barrier⁷, and maintain an ideal MVTR.⁴

2 GLIDES A soft inner pouch allows the layers to move freely, absorbing shear and friction forces that can damage peri-wound skin.⁵

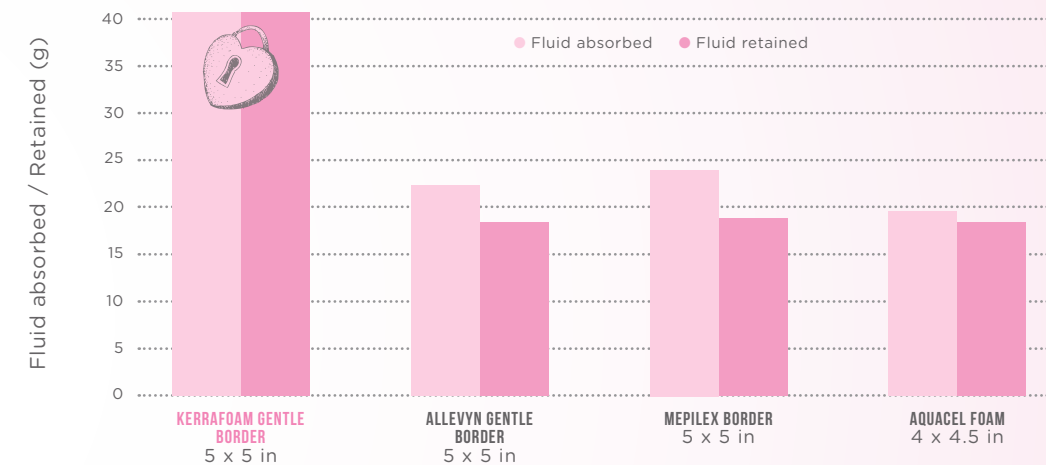
3 ABSORBS AND LOCKS Absorbent core and foam pad combine to lock in exudate¹, bacteria² and MMPs³ - even under compression.¹

4 WICKS Our unique horizontal wicking layer efficiently increases absorption capacity and reduces pressure points by distributing exudate throughout the dressing.⁸

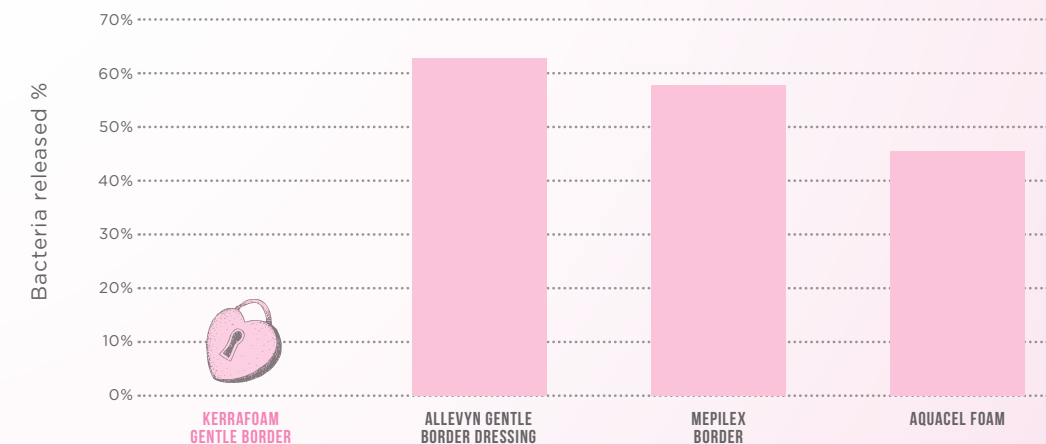
5 STICKS A soft silicone layer ensures gentle adhesion, excellent absorption rate and non-traumatic removal.⁹

How Kerrafoam® Gentle Border compares

Exudate Absorption & Retention FLUID ABSORBED AND FLUID RETAINED FOLLOWING SIMULATED WOUND MODEL¹



Bacterial Sequestration BACTERIA % RELEASED ON COMPRESSION¹⁰



Moisture Balance MOISTURE VAPOR TRANSMISSION RATE (MVTR)⁴

