

# Easy to handle

NOW WITH IMPROVED MVTR\*



## WHAT IS IT?

BIOCLUSIVE™ Plus Transparent Film Dressing is a self-adhesive dressing consisting of a transparent semi-permeable polyurethane film coated with an acrylic adhesive.

### BIOCLUSIVE™ Plus Dressing:

- Provides a barrier to viruses 27mm in diameter or larger (e.g. HIV and Hepatitis B)<sup>†</sup> and to bacteria
- Allows the transmission of oxygen and moisture vapor helping to prevent periwound maceration

BIOCLUSIVE™ Plus Dressing is flexible, comfortable, easy to use and remove

- Conforms to difficult contours
- Helps facilitate controlled and waste-free application
- Is waterproof

BIOCLUSIVE™ Plus Dressing is transparent and thus allows inspection of the wound for the duration of wear.



Barrier to bacteria and viruses



Facilitates a moist wound healing environment



Provides a secure covering for the duration of wear



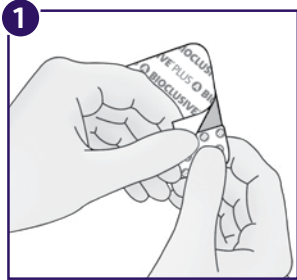
Enables patients to shower while the dressing is in place

# USER GUIDE

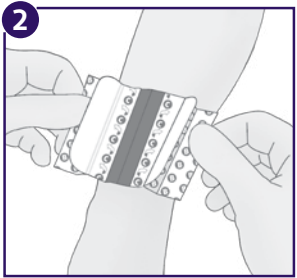
Prepare the wound according to local wound management protocol.

Ensure that the skin surrounding the wound is clean, dry and free from grease, soaps or detergents. Choose an appropriate size dressing to allow at least a 2cm border to overlap the wound edge.

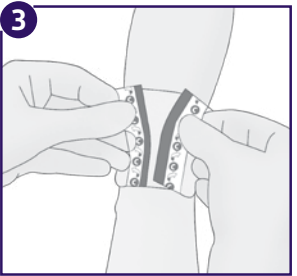
## Dressing application



Remove the larger, central release liner from the adhesive underside of the dressing (marked A) and apply the dressing directly onto the center of the wound bed, adhesive side down. Press the exposed adhesive side of the dressing onto the skin surrounding the wound.



Grasp the outer release liner tabs from the underside of the dressing (marked B). Peel away the tabs and press the remaining edges of the dressing onto the skin using a rolling motion. Ensure the dressing adheres well to the skin.



Once the dressing is secure, grasp the upper release liner tabs (marked C) and peel away from the center of the dressing outwards.

## Dressing removal

To remove BIOCLUSIVETM Plus Dressing from the wound, gently peel and lift one corner of the dressing from the skin. Support the skin while peeling the dressing off by stretching horizontally (not vertically) and in the direction of hair growth.

# WHEN TO USE

BIOCLUSIVETM Plus Dressing is indicated for the management of wounds where there is no exudate, or light levels of exudate.

BIOCLUSIVETM Plus Dressing should be used under healthcare professional direction for the following indications:

- Minor burns
- Donor sites
- Superficial pressure areas and leg ulcers
- Clean, closed, post-operative wounds
- Cuts and abrasions

BIOCLUSIVETM Plus Dressing is also suitable for:

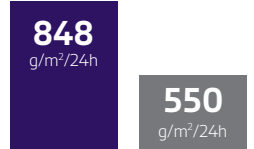
- Securing of catheters
- Use as a secondary, cover dressing
- Reducing shear and friction forces

BIOCLUSIVETM Plus Dressing may be left in place for several days depending upon amount of exudate.

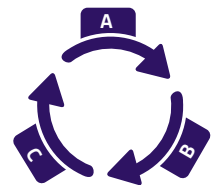
Please refer to the full instructions for use in the packaging insert.

# WHAT HAVE WE IMPROVED?

- BIOCLUSIVETM Plus Dressing has higher MVTR than BIOCLUSIVETM Dressing



- BIOCLUSIVETM Plus Dressing has a three steps application with easy to follow A,B,C application tabs.



Item code	Size	UOM packaged	HCPCS code
BIP0607	2 3/8 x 2 3/4	10 ea/ct, 10 ct/box, 15 box/case	A6257
BIP1012	4 x 4 3/4	10 ea/ct, 10 ct/box, 6 box/case	A6258
BIP1520	5 7/8 x 7 7/8	10 ea/ct, 5 ct/box, 6 box/case	A6258
BIP2030	7 3/8 x 11 3/4	10 ea/ct, 5 ct/box, 4 box/case	A6259



To learn more about the benefits of BIOCLUSIVETM Plus Dressing contact your KCI representative at **800-275-4524** or visit **acelity.com**

\*compared to BIOCLUSIVETM Transparent Dressing

†In vitro testing shows that the transparent film of BIOCLUSIVETM Plus Dressings provide a viral barrier for viruses 27mm in diameter or larger while the dressing remains intact without leakage. Data on file.

Evidence: 1. Morris L. Clinical efficacy of a C-View transparent film wound dressing. *BJN*. 2001; 10 (9):617-620.

**NOTE: Specific indications, contraindications, warnings, precautions and safety information may exist for Systagenix products. Please consult a healthcare provider and product instructions for use prior to application. Rx only.**

Copyright 2016, 2017 Systagenix Wound Management, Limited. All rights reserved. All trademarks designated herein are proprietary to Systagenix Wound Management, Limited, its affiliates and/or licensors. LIT#29-A-319 • PRA000306-R0-US, EN (04/17)